

ITEM NO. 4

Discuss and take action on staff recommendation to approve the installation of speed cushions on 8th Street between Harris Drive and Gilbert Road (Council District 1).

SPEED CUSHIONS





8th Street -
Harris Dr to
Gilbert Rd

Harris Dr

Elmwood St

Evergreen St

Enrose St

Consolidated Canal

8th St

Adobe St

Downing St

Forest

Gilbert Rd

Decatur St



E 8th St

8TH STREET
(LOOKING WEST)



8TH STREET
(LOOKING EAST)

DISCUSSION – 8TH STREET

- 25 MPH POSTED SPEED LIMIT
- 85TH PERCENTILE SPEEDS = 35 MPH
- 1,595 VEHICLES PER DAY
- FIRE DEPARTMENT DOES NOT OBJECT TO INSTALLATION
- SURVEY OF 160 AFFECTED PROPERTY OWNERS CONFIRMED AT LEAST 70% APPROVAL
- SURVEY OF 107 SECONDARILY AFFECTED PROPERTY OWNERS CONFIRMED LESS THAN 70% OPPOSITION

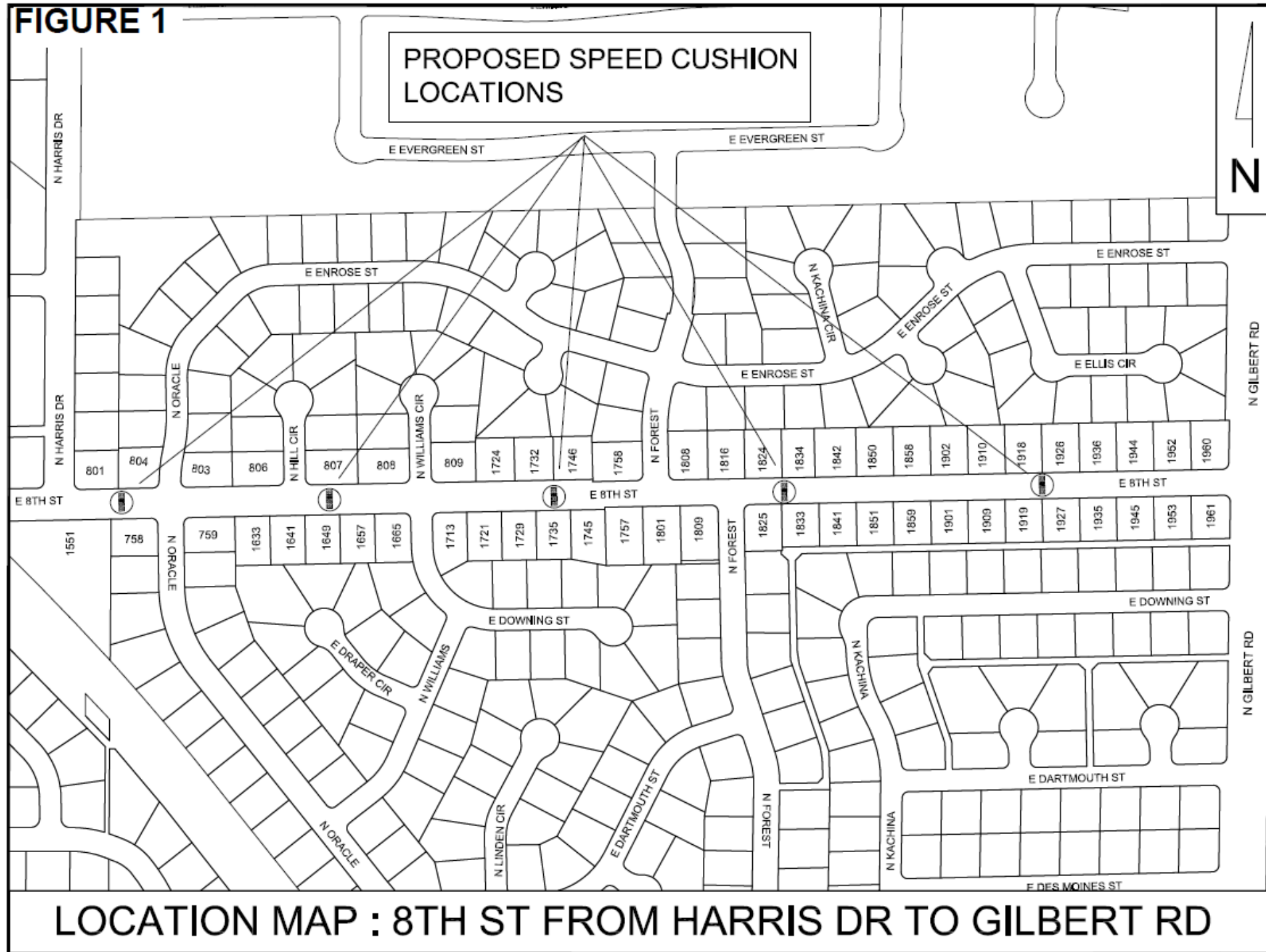
PUBLIC SURVEY SUMMARY

Table 1: Speed Cushion Survey Results

RESPONSES	IN FAVOR	OPPOSED
Within affected area	123 (77%)	37 (23%)
Within secondarily affected area	104 (97%)	3 (3%)
Outside affected and secondarily affected areas	7 (23%)	24 (77%)

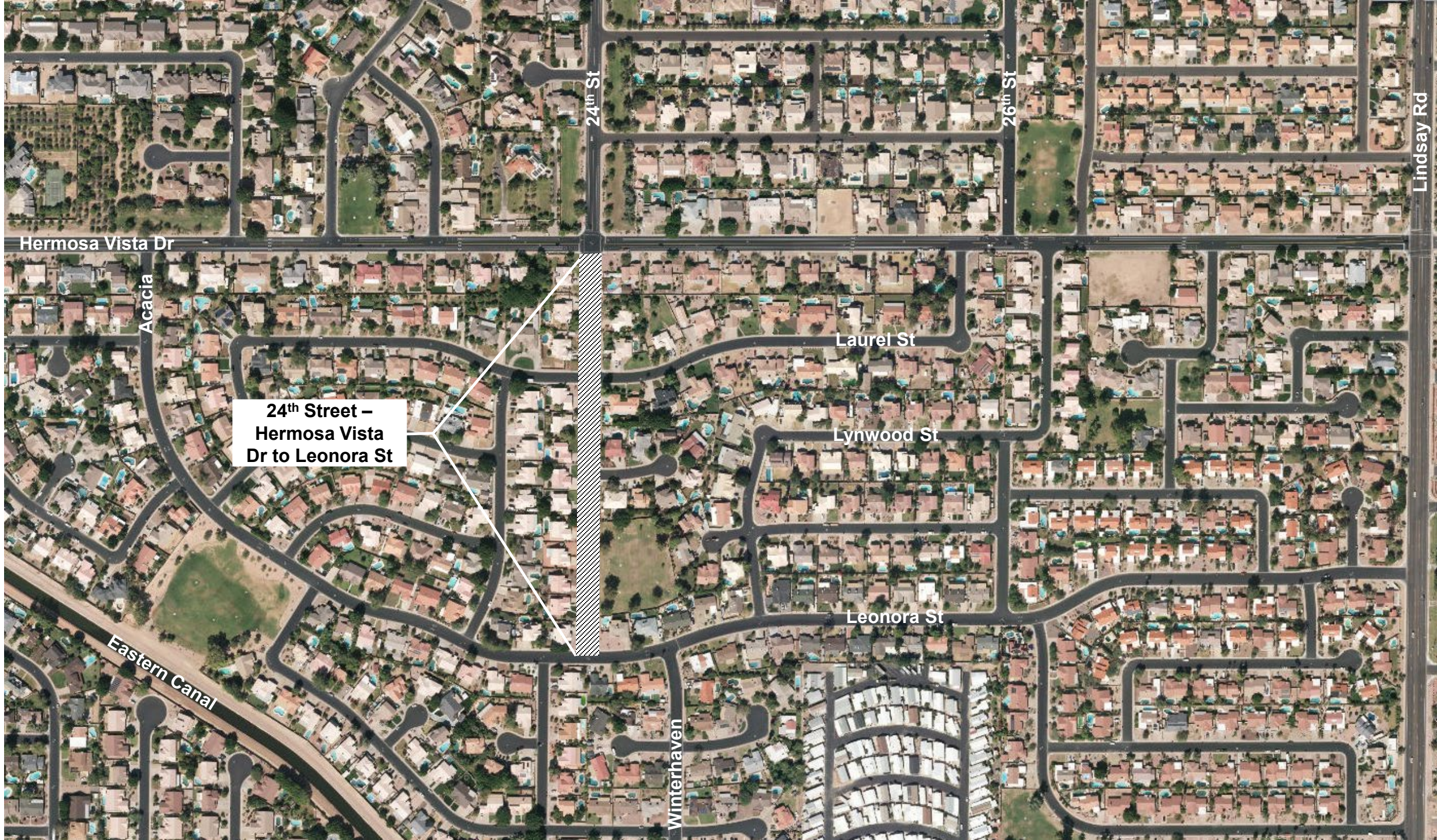
Item No. 4

Discuss and take action on staff recommendation to approve the installation of speed cushions on 8th Street between Harris Drive and Gilbert Road (Council District 1).



ITEM NO. 5

Discuss and take action on staff recommendation to approve the installation of speed cushions on 24th Street between Hermosa Vista Drive and Leonora Street (Council District 1).



**24th Street -
Hermosa Vista
Dr to Leonora St**

Hermosa Vista Dr

Acacia

24th St

26th St

Lindsay Rd

Laurel St

Lynwood St

Leonora St

Winterhaven

Eastern Canal



24TH STREET
(LOOKING SOUTH)



N 24th St

24TH STREET
(LOOKING NORTH)

DISCUSSION – 24TH STREET

- 25 MPH POSTED SPEED LIMIT
- 85TH PERCENTILE SPEEDS = 34.6 MPH
- 973 VEHICLES PER DAY
- FIRE DEPARTMENT DOES NOT OBJECT TO INSTALLATION
- SURVEY OF 66 AFFECTED PROPERTY OWNERS CONFIRMED AT LEAST 70% APPROVAL
- SURVEY OF 57 SECONDARILY AFFECTED PROPERTY OWNERS CONFIRMED LESS THAN 70% OPPOSITION

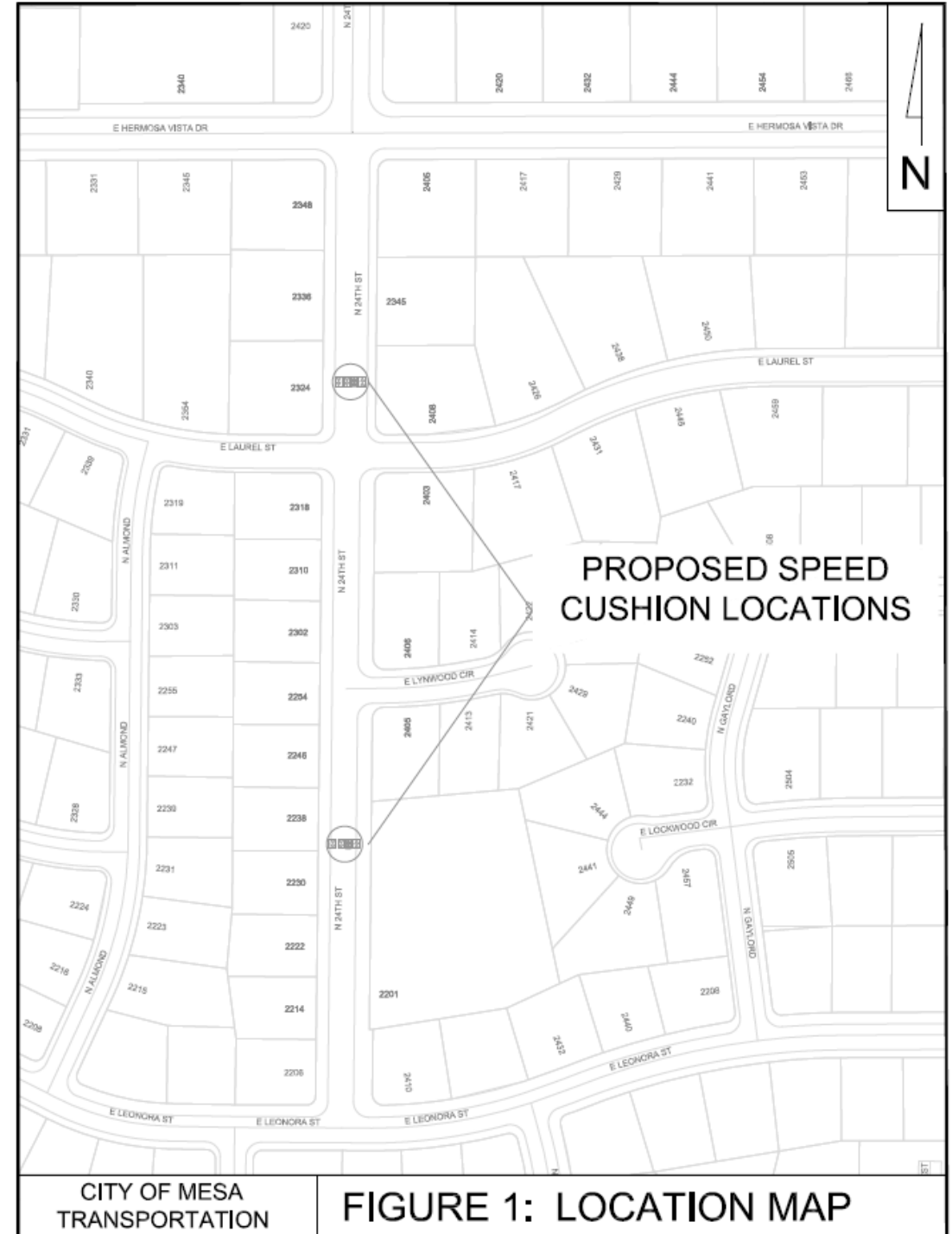
PUBLIC SURVEY SUMMARY

Table 1: Speed Cushion Survey Results

RESPONSES	IN FAVOR	OPPOSED
Within affected area	50 (76%)	16 (24%)
Within secondarily affected area	55 (96%)	2 (4%)
Outside affected and secondarily affected areas	6 (16%)	31 (84%)

Item No. 5

Discuss and take action on staff recommendation to approve the installation of speed cushions on 24th Street between Hermosa Vista Drive and Leonora Street (Council District 1).



ITEM NO. 6

Discuss and take action on staff recommendation to approve the installation of speed cushions on Norwood Street between Lindsay Road and 32nd Street (Council District 1).



McDowell Rd

Los Alamos

32nd St

Norwood Street
- Lindsay Rd to
32nd St

Northridge St

Roca St

Los Alamos

Mallory St

Hermosa Vista Dr

Lindsay Rd

Hermosa Vista Dr

E Norwood St

NORWOOD STREET
(LOOKING EAST)

E Norwood St

NORWOOD STREET
(LOOKING WEST)



DISCUSSION – NORWOOD STREET

- 25 MPH POSTED SPEED LIMIT
- 85TH PERCENTILE SPEEDS = 34.7 MPH
- 510 VEHICLES PER DAY
- FIRE DEPARTMENT DOES NOT OBJECT TO INSTALLATION
- SURVEY OF 155 AFFECTED PROPERTY OWNERS CONFIRMED AT LEAST 70% APPROVAL
- SURVEY OF 98 SECONDARILY AFFECTED PROPERTY OWNERS CONFIRMED LESS THAN 70% OPPOSITION

PUBLIC SURVEY SUMMARY

Table 1: Speed Cushion Survey Results

RESPONSES	IN FAVOR	OPPOSED
Within affected area	109 (70%)	46 (30%)
Within secondarily affected area	96 (98%)	2 (2%)
Outside affected and secondarily affected areas	16 (89%)	2 (11%)

